

A J Density Measurement Kit
User s Manual

Introduction


Thank you for your purchasing the Density Measurement option. This Density Measurement kit User's Manual is intended to describe only the assembling of density measurement kit. Please use this manual together with the operation manual of the main unit.

*AJ series balances do not have the function to automatically calculate the density.


Check for the following items before use

Density Measurement kit

Water tank Platform



Measurement pan



Pan cradle



Height adjuster



Water tank



Glass weight



Tweezers



Thermometer





Assembly Procedure of density measurement kit


- 1 Remove the measurement pan and pan base



- 2 Attach the pan cradle
As shown to the right.



3. Attach the tank platform.



4. Put the water tank.



5 Set the measurement pan.

